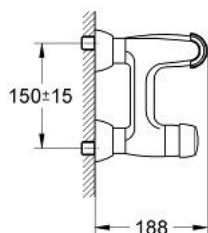
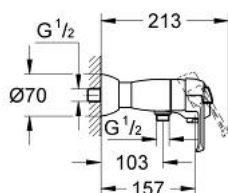


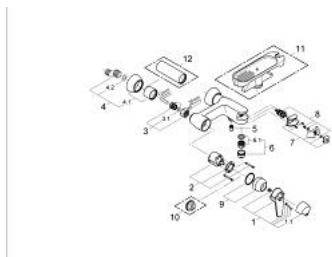
33 468 000 EUROWING SINGLE-LEVER BATH/SHOWER MIXER



PRODUCT DESCRIPTION

- Colour: chrome
- wall mounted
- GROHE SilkMove 46 mm ceramic cartridge
- automatic diverter: bath/shower
- mousseur
- integrated non-return valve in shower outlet 1/2"
- S-unions
- optional temperature limiter ref. no. 46 308
- without shower set
- GROHE Long-Life finish

33 468 000 EUROWING SINGLE-LEVER BATH/SHOWER MIXER



SPARE PARTS, Januari 1992 – now

- 1: Lever (Spare part-nr. 46125IP0)
- 1.1: Shield (Spare part-nr. 46126P00)
- 2: Cartridge (Spare part-nr. 46048000)
- 3: Screw joint (Spare part-nr. 45044000)
- 3.1: Seal dia. 15x2 mm (Spare part-nr. 0311900M)
- 4: S-union (Spare part-nr. 12021000)
- 4.1: Escutcheon with sleeve (Spare part-nr. 45060000)
- 4.2: Ball seal dia. 9x6.8 mm (Spare part-nr. 0138600M)
- 5: Non-return valve (Spare part-nr. 08565000)
- 6: Mousseur (Spare part-nr. 13927000)
- 6.1: Repl.kit f.aerator M28x1 (Spare part-nr. 45029000)
- 7: Rocker switch (Spare part-nr. 46106000)
- 8: Automatic diverter (Spare part-nr. 46107000)
- 9: Shield (Spare part-nr. 46242000)
- 10: Temperature limiter (when 46 048 until '96) (Spare part-nr. 46153000)*
- 10: Temperature limiter (Spare part-nr. 46308000)*
- 11: Soap dish (Spare part-nr. 46118000)*
- 12: Sleeve (Spare part-nr. 01693000)*
- * Optional accessories